

PT40-12

12Volt 40Ah

Specifications

Nominal Voltage(V) 12V

Nominal Capacity

10 hour rate (10A)	to	10.80V	40Ah
5 hour rate (17A)	to	10.20V	36.8Ah
1 hour rate (60A)	to	9.60V	25.6Ah

Weight Approx. 11.5kg(25.35Lbs.)

Internal Resistance (at 1KHz) Approx. 6 mΩ

Maximum Discharge Current for

5 seconds: 480A

Charging Methods at 25°C (77°F)

Cycle use:

Charging Voltage 14.4 to 15.0V

Coefficient -5.0mV/°C/cell

Maximum Charging Current : 10.8A

Standby use:

Float Charging Voltage 13.5 to 13.8V

Coefficient -3.0mV/°C/cell

Operating Temperature Range

Charge -15°C (5°F) to 40°C (104°F)

Discharge -15°C (5°F) to 50°C (122°F)

Storage -15°C (5°F) to 40°C (104°F)

Design Life 12 years

Charge Retention (shelf life) at 20°C (68°F)

1 month 98%

3 month 94%

6 month 85%

Case Material ABS UL94 HB

Option: Flammability resistance of (UL94 V-0)

Terminal F11

Description of torque value of hard ware for the terminals:

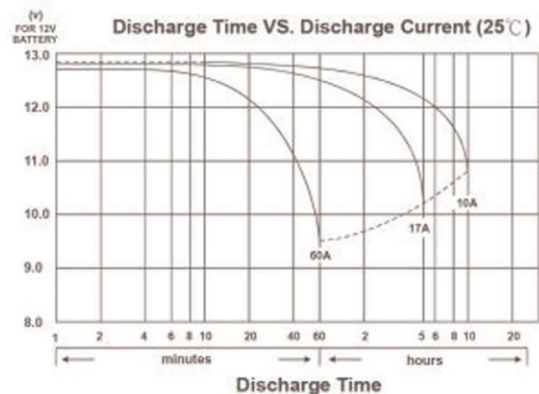
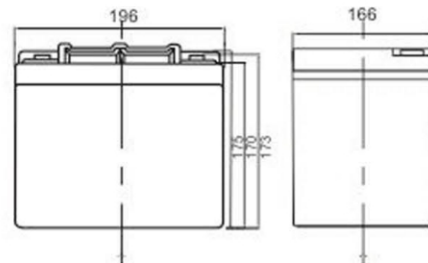
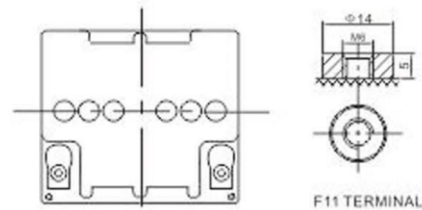
Recommended torque value **M8: 7 N-m (71kgf-cm)**

Maximum allowable torque value **M8: 9 N-m (92kgf-cm)**

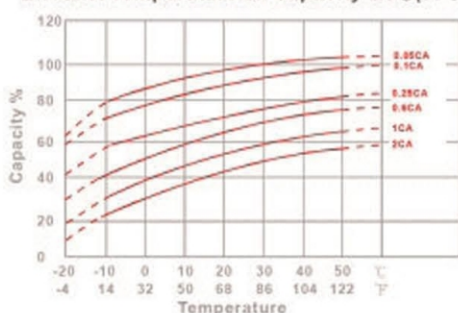


Dimensions

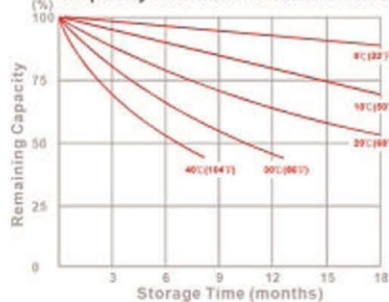
mm(inch)



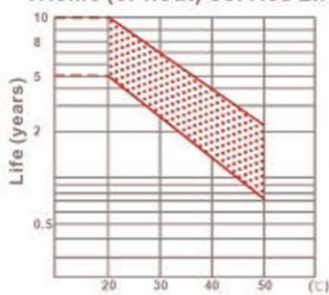
Effect of Temperature on Capacity 25°C (77°F)



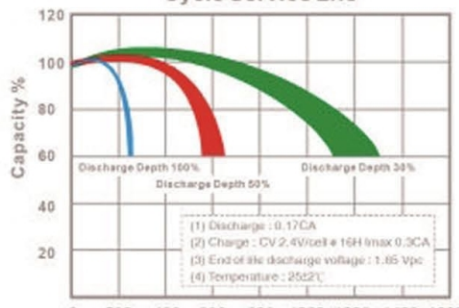
Capacity Retention Characteristic



Trickle (or float) Service Life



Cycle Service Life



Constant Current Discharge Characteristics : A (25°C)

F.V/Time	5MIN	10MIN	15MIN	30MIN	1HR	2HR	3HR	4HR	5HR	8HR	10HR	20HR
1.60V	115.8	81.06	60.43	34.97	20.52	12.30	9.03	7.33	6.19	4.14	3.52	1.80
1.65V	111.6	78.65	58.85	34.20	20.14	12.12	8.91	7.24	6.12	4.09	3.48	1.79
1.70V	106.2	75.48	56.77	33.19	19.64	11.88	8.75	7.12	6.02	4.04	3.44	1.77
1.75V	99.17	71.38	54.06	31.86	18.98	11.56	8.54	6.96	5.90	3.96	3.38	1.74
1.80V	90.36	66.14	50.57	30.14	18.11	11.14	8.26	6.75	5.73	3.87	3.30	1.71
1.85V	79.52	59.59	46.17	27.94	17.00	10.60	7.89	6.47	5.51	3.74	3.20	1.67

Constant Power Discharge Characteristics : WPC (25°C)

F.V/Time	5MIN	10MIN	15MIN	30MIN	1HR	2HR	3HR	4HR	5HR	8HR	10HR	20HR
1.60V	199.3	139.9	107.2	64.47	38.95	23.65	17.50	14.29	12.11	8.20	7.02	3.61
1.65V	197.2	139.3	106.6	64.00	38.63	23.48	17.38	14.19	12.03	8.14	6.97	3.58
1.70V	189.7	135.2	103.7	62.45	37.80	23.08	17.11	13.98	11.87	8.04	6.88	3.55
1.75V	180.4	130.1	100.2	60.57	36.71	22.57	16.76	13.72	11.66	7.91	6.77	3.50
1.80V	167.2	122.7	95.09	57.87	35.20	21.87	16.28	13.35	11.37	7.73	6.62	3.44
1.85V	149.8	112.5	88.05	54.18	33.27	20.92	15.63	12.84	10.97	7.49	6.42	3.35

(Note) The above characteristics data are average values obtained within three charge/discharge cycle not the minimum values.